



KYIV TOUR GUIDE

Useful tips (not only) for tourists

Please do not print this travel guide unless it is a gift.
Thank you for saving the trees!



KYIV TOUR GUIDE

Welcome to Ukraine and it's beautiful capital city Kyiv. This document should significantly help you in getting along, saving time and money.

This "Kyiv Tour Guide" was made thanks to experience of hundreds of travelers who came to enjoy Chernobyl and Kyiv.

CONTENT

3 UKRAINIAN CURRENCY

4 TRAVELING TO KYIV

5 PUBLIC TRANSPORTATION

Shuttle bus, Taxi services, Uber, Marshrutka, Metro

8 POPULAR SIGHTS IN KYIV

Kyiv Monastery of the Caves, The Motherland monument, Maidan Nezalezhnosti, Chernobyl National museum

10 SPECIAL TOURS

Underground city of Kyiv, Missile Base in Pervomaysk, Kalashnikov shooting tour, Kyiv Soviet Tour, Dark Kyiv Tour

16 NIGHTLIFE IN KYIV

The Moda bar, Pink Freud Kyiv, Piana Vishnya, Cocktail bar 111, Bochka, Arena City Entertainment Complex


18 PHRASES

19 UKRAINIAN CUISINE

21 BEVARAGES

23 GENERAL INFO

Drinking water, Sockets, Visa



"For more information, please visit enclosed website links, or scan the QR code on your smartphone."



UKRAINIAN CURRENCY

The official currency in Ukraine is the **Ukrainian Hryvnia (UAH)** which you probably will not find in the currency exchange office at home.

Credit or debit cards (Visa, MasterCard, Visa Electron) are widely used and cash machines are everywhere in central parts of Kyiv. ATM machines dispense money in Hryvnias and some will also dispense dollars for an additional charge. Instructions are generally in Russian, Ukrainian, German and English. You might also exchange €, £, \$ in currency exchange offices or banks.

We recommend banks to diminish the risk of getting counterfeit banknotes.


TRAVELING TO KYIV

There are two airports in Kyiv:
Boryspil (KBP) & Zhulyany (IEV).

Most International flights operate to and from Boryspil International Airport. Zhulyany is used mostly for short-distance flights and by lowcost airlines.

Once you are off the plane you will be taken by a small bus to passport control. Present your passport, smile sweetly then walk through to baggage claim which will be directly in front of you. When you have your baggage, make your way to the clearly marked green or red customs channel (better use the green one if there is nothing to declare).

As you make your way towards the exit of the terminal you will be bombarded with people offering to carry your bags or asking if you need a taxi. Ignore them, they are chancers and hustlers who will probably rip you off. Instead make your way to the taxi booth situated next to the information booth which will be directly in front of you and is clearly signposted. Prices are negotiable but expect to pay approximately: 10 - 13 EUR (400 - 500 UAH) to central Kyiv.



If you're using Uber, there is a free Wi-Fi connection in the hall, connect to it and call a Uber car that will take you for a lower price. Expect worse equipped cars (or in worse shape) than you are used to at home. Uber has special rules in Ukraine.

Do not pick up a cab from the street – there is a high chance you will be overcharged. Instead use Uber, Bolt or a bit cheaper is Yandex taxi where you can only pay cash. City centre rides should not exceed 5 €.

If you want to save any hassle **CHERNOBYL X** can also organize a transfer to any address in Kyiv. Just email your request to info@chernobylix.com


PUBLIC TRANSPORTATION

Shuttle Bus

If you love to travel budget- friendly and want to live on the wild side then you could take a **Shuttle bus (Sky Bus)** from Boryspil airport. These are shuttle buses that come in all shapes and sizes and go to and from the Main Railway Station (which also might be the pickup point on your Chernobyl tour).

They are usually purple and you will find them just in front of the parking area outside Terminal's B and D at Boryspil airport. You have to buy the ticket from the driver, in cash and it will cost approximately 100 UAH, equivalent to about 4 EUR for a one way trip.

It is about a 50 minute ride and once you are at the station you will be able to find plenty of taxis to take you to your final destination. From Zhulyany airport (200 m from Terminal A and D) take BUS #169 (Vishneve - Starovokzalna St. (near the Main railway station). The bus will take you via "Kharkivska" metro station to the Main Railway Station „Pivdenny" and then take any form of transportation in order to get to the city centre.





Taxi services

There are dozens of taxi companies in Kyiv (Bolt, Yandex, Uber, street taxi) that you can call and either order a cab right away or book one for a specific time, place and date. Most taxis that you catch on the street do not use taximeter. It is therefore important that you agree on a price before you get in... But there is something different.

Marshrutka

The small yellow and white mini-buses are the preferred means of transport for most locals. These privately owned buses cover a larger network than the municipal buses and are faster and more frequent. They can be stopped pretty much anywhere and often travel into residential areas. Everything about a ride on a Marshrutka is unpredictable. There is no standard fare, and since they are privately owned, fares may differ slightly for the same journeys.

Marshrutkas are not so expensive, typically you will pay approximately 8 UAH. Payment is on-board only and the cost of the fare will be displayed inside the bus.

Metro

The underground metro system in Kyiv is the backbone of the city. It is cheap, reliable, fast and efficient. It also offers tourists a unique opportunity to experience some wonderful examples of post-war Stalinist architecture. The stations are usually opened to passengers at 05:45 and some stay open until 00:15 to allow passengers to exit. The cost of a single ride is 8 UAH (0.30 €/£/\$), regardless of your destination or number of changes whilst traveling on the Metro. It is unlikely your cashier will speak English so practice your sign language - just show how many rides you need. You can also use the vending machines nearby - just insert banknotes for the number of rides. To purchase your ride you will have to go to a counter with a glass window that says the word **"KASH"** (KASHA = CASHDESK), or visit a **"vending" machine** to buy ticket (card payment).

DID YOU KNOW?

Try going to the metro station "Arsenalna" which is currently the deepest metro station in the world with the depth of 105,5 m.

All being well. The Kyiv metro system is not big (just 3 lines) and very easy, it is the cheapest and often the fastest way to get where you need. So it is very difficult to get lost on the Kyiv metro and also, all the stations and transfers to other lines are announced in both Ukrainian and English language by the speaker.

The quickest and easiest way to navigate your way into and around the city is using the underground railway application:





POPULAR SIGHTS IN KYIV

Kyiv's sightseeing list is topped by it's famous gold-domed churches and cathedrals, some of them 1000 years old. **How to find them? [Click here.](#)**

Kyiv Monastery of the Caves

Since its foundation in 1051 it has been centre of Eastern Orthodox Christianity in Eastern Europe. Together with the Saint Sophia Cathedral, it is registered as a UNESCO World Heritage Site. Temperature within the catacombs is a breezy 8 degrees Celsius. It is an ideal place to cool down during hot summers and to see some mummies (mummified saints).

St. Sophia's Cathedral

The cathedral was founded in 1011 and it's the oldest church in Kiev. It is possible to climb the 55 metres tall bell tower and enjoy the view. Some areas of the church are also accessible for tourists, especially the main building with a unique mosaic flooring.

Maidan Nezalezhnosti

Maidan Nezalezhnosti is the central square of Kyiv. Maidan translates to square which represents its shape. Maidan is a traditional place for political rallies and protests. It's also well known for its street musicians and beer vendors, an ideal place to hang out.

TIP:

If you look for modern way to explore the city, electric scooter is best option for you... - **Electric scooter guided tours and rentals in Kyiv. Get more info here: <https://www.scootkyiv.com/>**

Motherland monument

The highest monument and viewpoint to left bank of Kyiv. The sculpture is a part of the Museum of The History of Ukraine in World War II, Kyiv and it will blow your mind for sure. The stainless steel statue stands 62 m (203 ft) tall upon the museum building with the overall structure measuring 102 m (335 ft) and weighing 560 tons.

Chernobyl National museum

This place totally gets you. The nuclear tragedy reminder in central Kyiv exhibits many artefacts from the actual sight. You will also find out everything about the events that led to the catastrophe. The museum contains numerous visual displays dedicated to the human impact and loss of life.

There is an aisle dedicated to the abandoned villages and their road signs – the end of the settlement. They are colored black and diagonally striped in pink as a reminder of the tragic events. Visiting Chernobyl National Museum is a touching must-see whilst in Kyiv, however we recommend you visit it before the tour as you might get disappointed after your amazing Chernobyl experience.


Bear in mind the museum is closed on Sundays and every last Monday of the month. Otherwise feel free to visit MON-SAT 8AM - 6PM.

For more info, visit:
chernobylmuseum.kiev.ua

DID YOU KNOW?

On top of that, the Chernobyl museum is a partner of CHERNOBYL X, so entry into the museum is free for you!

**SPECIAL
TOURS
THAT
WILL
BLOW
YOUR
MIND**






UNDERGROUND CITY OF KYIV

It is hard to imagine what is happening under your daily walk to work. An underground urbex tour will dramatically expand your perspective of how a city can look underneath. Drainage tunnels, rivers, chambers or defense bunkers are waiting to be explored by you.

As a highlight you will enter a forgotten civil defense bunker where you will find artifacts and equipment untouched since the Cold War era. Together with your group you will learn about how the city drainage tunnel system works. At first hand you can see what it is like to hide in a civil defense bunker, and also how long you can stay in a bunker or a bomb shelter, what you would drink or eat.

This Underground Kyiv Tour is conducted by a professional team with maximum safety measurements and equipment (rubber boots, gloves, helmet, flashlight) and is a once in a lifetime experience.

 [Watch a video from tour](#)



INCLUDES: English speaking guide, also all necessary equipment will be provided.



MISSILE BASE IN PERVOMAYSK


When you're in Kyiv, don't miss the unique opportunity to visit the only missile base museum in the world just 3 hours drive from the city. What makes this museum so special is the equipment that is fully preserved in the same condition as it was at the time of operation. Naturally, some secret classified devices were removed but the rest is 100% authentic. And now it is the only nuclear missile base open to the public in the world.



During the operation, this base was a strategic launching point for missiles that could reach targets as far as 16,000 km away with up to 500 metres accuracy. The Soviet Union had pre-set targets in case of immediate threat. Come and get a selfie with this huge and deadly rockets. The main attraction of the exhibition is descending 45 metres underground into the Launch Control Room.

 [Watch a video from tour](#)

INCLUDES: transport from/back to Kyiv, an English speaking guide, museum entrance fees, control room entrance fee, filming and photo fees.



READY TO GO?

Contact us about the details!



KALASHNIKOV SHOOTING TOUR

Legend Lives! AK 47 is the most widespread machine gun worldwide (approximately 100 million of them in the world). And the one that counts the most casualties. You are welcome to visit one of the very few places in the world where you can try it legally and absolutely safely. Our private shooting range with a professional English instructor will take you through one of the most adrenaline-fuelled experiences on the planet.

 [Watch a video from tour](#)

DID YOU KNOW?


AK-47 Kalashnikov, sniper rifle Mosina (WW2), shotgun professional shooting range, eye and ear protection, paper target as a souvenir, instruction and safety drill, pick up from your address in Kyiv

INCLUDES: transport, English speaking guide, instructor, 30 rounds from 3 weapons (pistol, shotgun, Kalashnikov)

READY TO GO?

Contact us about the details!






KYIV SOVIET TOUR

The Private Soviet Kyiv Tour is not the fancy, hop on and off mass tourism thing. On the contrary, foreigners, even native Ukrainians would not find these hidden gems of Kyiv (also called Kiev). The tour will walk you through the city along with its most enchanting, most important landmarks with a story. With a Soviet story. **And with a hero of the story, whose name you will not know. It will be a secret until the very last moment.**

From the first moment of meeting you at your address in Kyiv until the last stop, your guide as well as the city will not stop surprising you through the combination of its ancient, religious roots while going **through the Stalin famine, German occupation, till the Comunist brutalist architecture** that shaped the face of the city the most.

Where exactly will you wander around? The deepest metro station in Europe – Arsenalna, Motherland monument (Ukrainian “Statue of liberty” – bigger than the one in New York), World War 2 museum, orthodox monastery city Pecherskaya Lavra, Arch of friendship (with the best view on river Dnipro), Independence square, Funicular (cable car) Michael’s cathedral, Ministry of Foreign Affairs, Ancient Andriyivskyy descent and much more.



INCLUDES: Private English guide, Private driver, 4 hours of time travel to Soviet times, Uncomfortable transportation in a Taxi



DARK KYIV TOUR

Have you already had chance to explore Kyiv? Do you like history and legends? In this case I recommend you to try our Dark Kyiv tour which enable you to see Kyiv from whole new perspective and maybe get scared a bit :)

Kyiv has its tragic history that even its inhabitants don't know about. History of Kyiv is full of witches, mysteries and carnages. On this tour you will have this unique chance to see the places which still enshrine the memory of these dark events and feel the dark atmosphere.

On the 4-5 hour tour you will explore places such as Babi Yar, where one of the most terrible massacres of WW2 happened and the unfinished brain institute created by Nazis, Zamkova Hora hill where you can see the remains of a monastery graveyard and the caponier prison where you can follow the tragic path of the condemned.

I ensure you that you have never experienced such a mysterious feeling. Are you brave enough to do it?

 [Watch a video from tour](#)

READY TO GO?

Contact us about the details!



NIGHTLIFE IN KYIV

The Moda bar

One of Kyiv's most popular nightlife venues. The locals will confirm that this is the place to enjoy the best music in the city. It is built in the shape of a ship and is one of the true hotspots in Kiev.

Pink Freud Kyiv

Cocktail bar in a quiet courtyard in the Podoli. Bar, there are cocktails, which include a strange pharmacy, crazy fantasy and pink blood.

Piana Vishnya

Super local, good for meeting friends and getting to know the locals and kyiv culture

Cocktail bar 111

Located in the city of Kyiv, the establishment features a disco with a rotating bar in the center of it. No matter what night of the week you walk in here, it has a party atmosphere.

Bochka

Bochka is a pub perfectly located for starting or wrapping up your bar-hopping adventure. Top local rock, pop and hip-hop acts perform from Tuesday till Sunday. The prices are a touch steep for a pub, but the breakfast and lunch specials are great value and flavour-packed.

Arena City Entertainment Complex

All in one entertainment complex located in the centre of the city near the Bessarabski market. The complex itself is spread over 4 floors and has a variety of restaurants, bars, stripclubs and a nightclubs.

Kyiv is quite bilingual. Some people speak Ukrainian, some speak Russian, most of them can speak both. In spite of the common misconception that they are the same, these languages are quite different. Therefore, if you speak some Russian it'll be easier for you, because, though it's a shame to admit, not much people in Ukraine speak English. However, you shouldn't worry about that, they are also very friendly and helpful, so there is a high chance that you will find a common language (even if sometimes it's the body one).

TIP:

Another popular bars you do not want to skip: Skybar, Club Banka Bar, Coyote Ugly Bar, Sorry Babushka, Shooters

PHRASES

Here are some of the most common phrases used in the Ukrainian language:

Hello! How are you?	Pryvit! Yak spravy?
Good thank you! And you?	Dobre dyakuyu! Ah uh vas?
What is your name?	Yak vas zvut'? (Yake vashe imya?)
My name is...	Mene zvaty.... (Moye imya)
Thank you very much.	Duzhe dyakuyu.
Is there someone here who speaks English?	Chi ye toot khto rozmowlyaye anhliyskohyu?
How can get to...?	Yak mojna distatysya do...?
How much is it?	Skil'ky koshtuhye?
That's too expensive!	Tse zadoroho!
Pleased to meet you!	Duzhe priyemno!
Could you help me, please?	Vy mozhete mehni dopomogty, bud laska?

And a couple of phrases that might help you to get a discount when buying something...

Too expensive!	Tak dorogo!
May I get it cheaper please?	Mozhna deshevshe, bud laska?
Wow! Too much. Oho!	Oho! Zadorogo.

Some useful Ukrainian phrases can be found also here:
www.omniglot.com

UKRAINIAN CUISINE

Borshch

It is the most common dish. It is a vegetable soup made out of beets, cabbage, potatoes, tomatoes, carrots, onions, garlic, dill. It's a perfect meal if you're a vegetarian, but in fact there are about 30 varieties of Ukrainian borshch. It may also include meat or fish.

Zeleniy borshch

(green borshch) or shchavlevyj soup (sorrel soup): water or broth based soup with sorrel and various vegetables served with chopped hard boiled egg and sour cream.

Kapustnyak soup

Made with pork salo (cured fatback), sauerkraut, served with sour cream.

Salo with garlic

Cured fatback with garlic.

Vareniky

(also called pyrohy in some regions of Western Ukraine) Dumplings made with fillings, such as mashed potatoes and fried onions, boiled ground meat and fried onions, liver and fried onions, fried cabbage with fried onions, cherries, and strawberries. Served with sour cream and butter or sugar, when filled with fruits.



Pampushki

Soft, fluffy bread portions topped with garlic butter.

Holubtsy

Cabbage leaves (fresh or sour) rolled with rice filling and may contain meat (minced beef or bacon), baked in oil and caramelized onions, and may contain as a baking sauce tomato soup, cream or sour cream, bacon drippings or roasted with bacon strips on top.

Mlyntsy or nalisniki

Thin pancakes filled usually with meat, cabbage, fruits, served with sour cream.

Kasha hrechana

Buckwheat cereal. Buckwheat is very common in Ukraine, it's healthy, tasty and especially useful if you'd like to lose weight or if you're a vegetarian.

Deruny

Potato pancakes, usually served with rich servings of sour cream.



ALCOHOLIC BEVARAGES

Strong spirits (горілка, Russian vodka): самогон Samohon (moonshine) is popular, including infusions of fruit, spices, herbs or hot peppers.

Horilka

In Ukrainian or Vodka in Russian is a typically colorless liquor, usually distilled from fermented grain. It is commonly thought that the term is taken from the Slavic word. "voda" (woda, вода) for "water." In Ukrainian "vodka" is "horilka". (the words meaning "to burn"). It's been said that, historically, much Ukrainian horilka was based on wheat, as opposed to Russian vodka which was supposedly often made from rye. According to tradition, a large meal should cover the table when you are going to drink substantially. A big bottle and a big meal go hand in hand. The most popular snacks to go with vodka are pickled vegetables, dried fish and salo!

Beer (пиво, руво)

The largest producers of beer are Obolon, Lvivske, Chernigivske, Avtorske which partly export their products.

Honey spirits (мед, med, or медовуха, medovukha)

A fermented alcoholic beverage made from honey, water, and yeast. It's flavour depends on the plants visited by the honeybees, the length of time and method of aging, and the specific strain of yeast used. Its alcohol content will vary from producer to producer depending on the method of production.



NON-ALCOHOLIC BEVARAGES

Kompot (компот)

A sweet beverage made of dried or fresh fruits or berries boiled in water.

аа (узвар)

A specific type of kompot made of dried and smoked fruit, mainly apples, pears, and prunes.

Kvass (квас)

A sweet-and-sour sparkling beverage brewed from yeast, sugar, and dried rye bread.

Рyazhене молоко (пряжене молоко)

Baked milk, a milk product having a creamy color and a light caramel flavour. It is made by simmering milk on low heat for at least eight hours.

Ryazhanka (ряжанка)

Fermented baked milk. The Ukrainian cuisine is very varied, it includes a lot of dishes and is a very colour - ful and significant part of the Ukrainian culture as a whole. Therefore, you will always find something to your liking :) One may also visit the "Puzata hata" (Пузата хата) restaurant chain (one of them is close to our meeting point near the Railway station) which serves tasty Ukrainian dishes for more than a good price.


Mineral water

Well-known brands are Morshynska and Myrhorodska. They usually come strongly carbonated. There are mineral waters of three types: sparkling (fizzy) – gazovana (газована), medium-sparkling - seredno gazovana (середньо-газована), and non-sparkling - negazovana (негазована).

SMACHNOGO!

(Bon appetit!)





GENERAL INFO

Drinking water

Water in general is chemically safe but we highly recommend drinking bottled water.

Many Ukrainians filter tap water first and boil it before they use it for drinking or cooking.

Sockets

Ukraine runs on 220V AC, but their sockets are different to the ones in the UK, US, or other EU countries. They use two pin type sockets - the same as in Germany, Hungary, Italy or Spain - but might vary from those you know from your home country.

Visa

In order to get full and comprehensive information on the visa policy of Ukraine this web-site is very helpful:

mfa.gov.ua

There you can find info on grounds for visa refusal or visa cancellation. Having found your country in the list you can check whether you need a visa or not and under what conditions.

HAVE A GREAT STAY IN KYIV AND FALL IN LOVE!

Check the website for more information or contact our customer care department right away to extend your trip:

www.chernobylix.com
info@chernobylix.com
[+380 99 051 9999](tel:+380990519999)

